



Rapid Edge 395JS



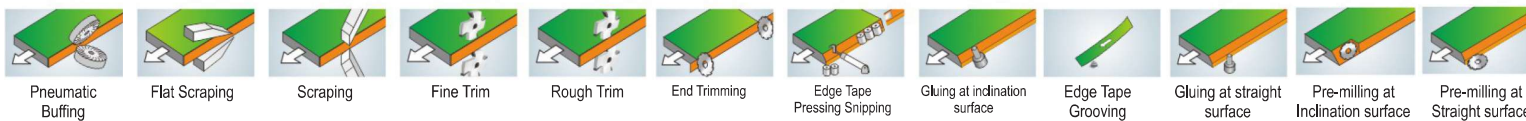
10inch touch screen, smart temperature control: can set the function of heat preservation, when machine is free, glue pot automatically reduce the glue temperature and keep it at middle level.



Gluing unit and pressing unit more closer, have 1KW heating gun between 3 angular press wheel and 2 straight press wheel, to ensure edging effect.



End cutting unit: effectively cut of the edge tape from front to back.



← Standard direction

Angular Automatic Edge Banding Machine

WOODTECH

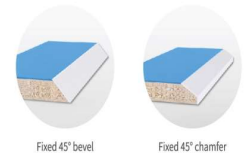
Panel Line



Rough trim and fine trim: cut the edge which exceed the top and bottom side of panel.



45 degree milling unit: unit 1: saw blade tool, for cutting line, avoid chip out; unit 2: saw blade+shatter. With counter to fine adjust the milling amount.



only do 45 degree part angular or full angular edging.



Endcutting automatic lubrication system: ensure endcutting unit run smoothly.



Scraping unit: remove the scratch on edge and glue.

| MODEL | Rapid Edge 395JS |
|--|--|
| Min. Width of the Panel | >135 MM |
| Min. Length of the Panel | >150 MM |
| Min. Thickness of the Panel | 9 mm |
| Max. Thickness of the Panel | 25 mm (Inclination) |
| Edge Dimensions In Strips | 0.45 – 1.5 mm (Inclination) |
| Feed Speed | 14 m/min |
| Glue Tank Capacity / Glue Motor | 3 kgs /1.5kw |
| Heating Power | 5.5 kw |
| Anti-adhesive Unit | By Pneumatic |
| Power of Pre-milling Unit (Straight/Inclination) | 0.75 kw + 3.7 kw |
| Power of End Trimming Unit | 0.37 kw x 2 |
| Power of Edge Tape Grooving | 0.75 kw |
| Power of Edge Tape Pressing Snipping | 0.37 kw |
| Power of Rough Trimming | 0.75 kw x 2 |
| Power of Fine Trimming | 0.75 kw x 2 |
| Edge Scraping Unit | Numerical Digital Read Out |
| Flat Scraping Unit | By Pneumatic |
| Spraying | By Pneumatic |
| Buffing Unit (2 Motors) With Cloth Disc | 0.37 kw x 2 & Dia 150 mm |
| Conveyor Motor | 3.7 kw |
| Beam Lifting Motor | 0.37 kw |
| Suction Hood Dia | 125 x3 (5"x3), 100X2 (4"x2), 50X1 (2"x1) |
| Suction Air Volume | 6950 CMH |
| Air Consumption | 820L/Min |
| Installed Power | 20.35 Kw |
| Working Pressure | 6 Bar |
| Gross Weight | 2100 kgs |
| Net Weight | 2068 kgs |
| Packing Size (L x W x H) | 5850 X 1000X1720 mm |
| Overall Size (L x W x H) | 5750 X 830 X 1730 mm |
| Voltage | 420V/50C/3P |

W/Anti-adhesive Unit, Pre-milling at Straight surface, Pre-milling at Inclination surface, Gluing at Straight Surface, Edge Tape Grooving, Gluing at inclination Surface, Edge Tape Pressing Snipping, End Trimming, Rough Trimming, Fine Trimming, Scraping, Flat Scraping, Spraying & Pneumatic Buffing