


Solidwood Line

Made In China

CS-1224



Shimpo Reducer



Pressing Cylinder



HIWIN Linear guide rail




HIWIN Slider




Guide Rail



15kw Hpmont inverter



Logitech Wireless mouse and keyboard



Delta servo driver



Removable platform

MODEL	CS-1224
Max working size	1220*2440mm
Max working thickness	150mm (Softwood like pine wood)
Structure	Strong seamless steel structure
X,Y,Z structure	X, Y,Z with 30 HIWIN Linear guide rail
Spindle	Two 6kw air cooling spindle. 0-18000rpm/min
Collect	ER32
Operating system	Original NC studio control software
Motor and Driver	Taiwan Delta/Yako servo motor and driver
Reducer	Japanese shimpo reducer
Working voltage	AC380V 3phase
Inverter	15kw Hpmont inverter
Cable Carrier	Highly flexible, silent, high-speed cable carrier
Command code	G code
Table	Double feeding table
Software	Coreldraw /Artcam software
Package size	1100*1000*1800mm 4900*1850*1800mm
Gross weight	2200KGS

SAMPLE**PACKAGE**